

RESEARCH

All Eyes on the Fed? A Look at Federal Funds Rate, Bond Return, and Term Premium

Mingzhe Yi, PhD
Researcher

Mar 15, 2022

KEY TAKEAWAYS

- The prospect of an increase in the federal funds rate has raised questions about future bond performance for some investors.
- Our analysis of global government bond data from 1984–2021 shows no reliable relation between past changes in the federal funds rate and either future bond excess return over cash or future term premiums.
- We can target higher expected returns by dynamically varying a strategy's duration decision based on current term spreads across global yield curves.

US consumer prices were up 7.9% for the year ending February 2022, the largest annual increase since January 1982.¹ Against this macroeconomic backdrop of inflation, the monetary policy response of the US Federal Reserve has become the center of attention for many US and global fixed income investors. With Fed officials recently signaling a more hawkish policy stance,² some market participants might predict that bonds will underperform cash and that longer-duration bonds will underperform shorter-duration bonds. Thus, they might choose to shift their allocation from bonds to cash or favor shorter-duration bonds over longer-duration bonds.

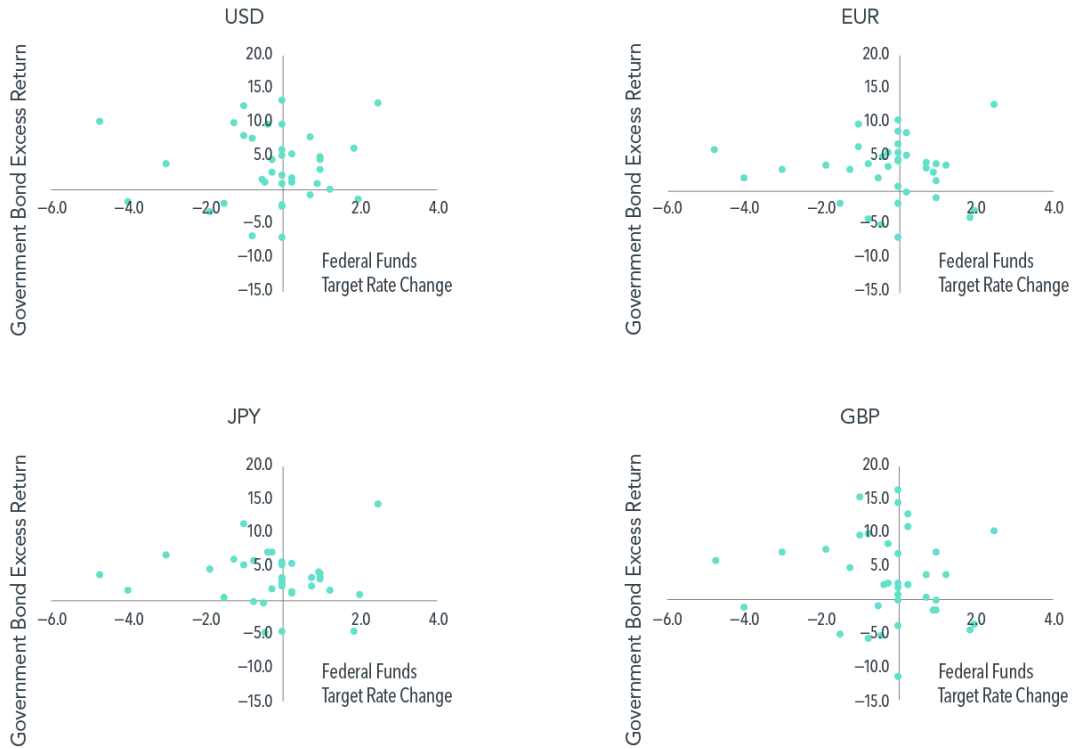
As these narratives have gained media attention, this might be a good time to examine the empirical relation between the federal funds rate, global bond performance, and term premiums. The federal funds rate is the overnight interest rate at which one depository institution (like a bank) lends to another institution some of its funds that are held at the Federal Reserve. The Fed's Open Market Committee meets regularly to set the target for the federal funds rate (Federal Funds Target Rate). Bond prices and yields reflect the aggregate expectations of all market participants, including opinions on how and when the Fed will act in response to macroeconomic conditions. Even if the timing and direction of federal funds rate changes could be predicted perfectly, we would still not know for certain how other interest rates would react. Research by Nobel-winning economist Eugene Fama (2013) finds that any effects of the target federal funds rate on other rates dissipate quickly for longer maturities, and that there is no conclusive evidence on the role of the Fed versus market forces in the long-term path of interest rates.³ Despite its significant policy role, the Fed is one of many market participants in a larger ecosystem that impacts yield curves at large.

IS CASH REALLY KING?

Using FTSE World Government Bond Index data spanning over 30 years across multiple countries, we examine the relation between the change in the federal funds rate in a given year and the returns on government bond indices in excess of cash over the following year.⁴ **Exhibit 1** shows charts of the changes in federal funds rate each calendar year (horizontal axis) versus government bond excess returns in the subsequent year (vertical axis) for the US dollar (USD), the euro (EUR), the yen (JPY), and the British pound (GBP). Across the four currencies, we find no reliable relation between past federal funds rate changes and future government bond performance. In addition, average annual government bond excess returns were positive and similar in magnitude regardless of changes in the federal funds rate in the past year across all four major currencies (**Exhibit 2**). Therefore, our analysis does not support the idea of allocating away from bonds to cash in response to changes in the federal funds rate.

Exhibit 1
Government Bonds vs. Cash

Annual Global Government Bond Returns in Excess of Cash (%) vs. Federal Funds Target Rate Changes in the Prior Year (%), 1984–2021



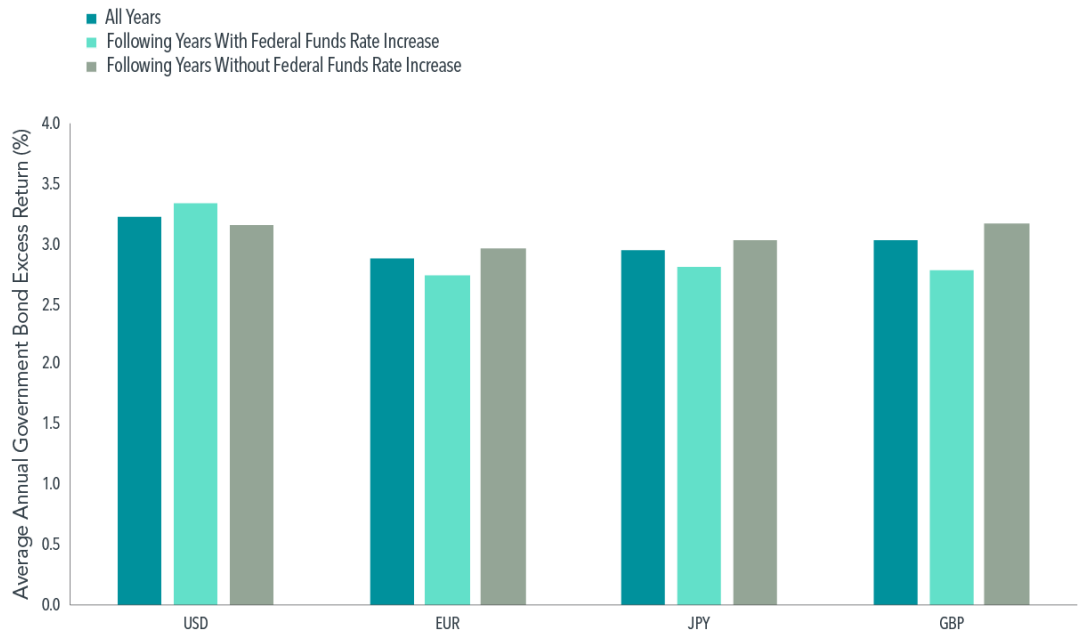
Past performance is not a guarantee of future results.

Indices are not available for direct investment; therefore, their performance does not reflect the expenses associated with the management of an actual portfolio. FTSE fixed income indices © 2022 FTSE Fixed Income LLC. All rights reserved.

Source: USD-hedged returns from FTSE World Government Bond Index data. 1-Month US treasury bill returns from Morningstar. Federal Funds Target Rate spliced from Federal Funds Target Rate (DFEDTAR, Jan 1984–Dec 2008) and Federal Funds Target Range - Upper Limit (DFEDTARU, Dec 2008–Dec 2020) series in FRED database, St. Louis Fed. The horizontal axis shows the annual change in the federal funds rate in each calendar year (%), and the vertical axis shows government bond excess returns in the following year (%).

Exhibit 2 Positive Excess Return on Average

Average Annual
Government Bond
Returns in Excess of
Cash, 1984–2021



Past performance is not a guarantee of future results.

Indices are not available for direct investment; therefore, their performance does not reflect the expenses associated with the management of an actual portfolio. FTSE fixed income indices © 2022 FTSE Fixed Income LLC. All rights reserved.

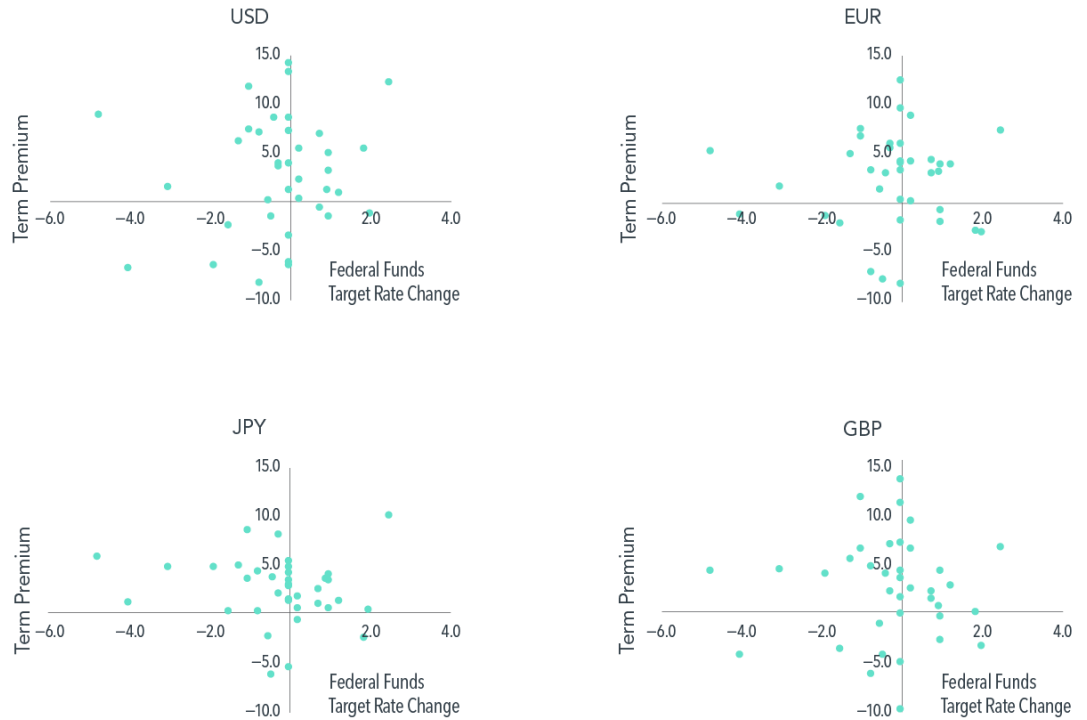
Source: USD-hedged returns from FTSE World Government Bond Index data. 1-Month US treasury bill returns from Morningstar. Federal Funds Target Rate spliced from Federal Funds Target Rate (DFEDTAR, Jan 1984–Dec 2008) and Federal Funds Target Range - Upper Limit (DFEDTARU, Dec 2008–Dec 2020) series in FRED database, St. Louis Fed.

LONGER DURATION OR SHORTER DURATION?

To answer that question, we study the relation between past federal funds rate changes and future term premiums. We define the term premium as the return difference between the 7–10 year and 1–3 year government bond index for USD, EUR, JPY, and GBP.⁵ Again, as shown in **Exhibit 3** and **Exhibit 4**, we find no reliable relation between past changes in the federal funds rate and future term premiums. We also observe positive term premiums on average regardless of changes in the federal funds rate in the past year across all four major currencies. Therefore, shortening portfolio duration in response to changes in the federal funds rate is unlikely to lead to better investment outcomes, either.

Exhibit 3**Longer Duration vs. Shorter Duration**

Annual Global Term Premiums (%) vs. Federal Funds Target Rate Change in the Prior Year (%), 1984–2021



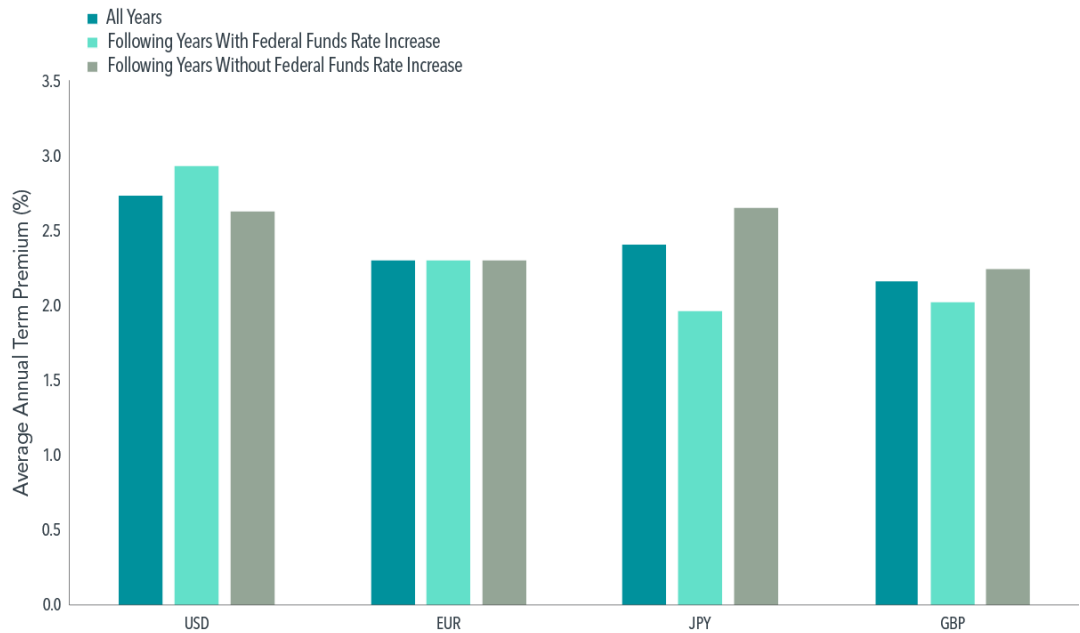
Past performance is not a guarantee of future results.

Indices are not available for direct investment; therefore, their performance does not reflect the expenses associated with the management of an actual portfolio. FTSE fixed income indices © 2022 FTSE Fixed Income LLC. All rights reserved.

Source: USD-hedged returns from FTSE World Government Bond Index data. Federal Funds Target Rate spliced from Federal Funds Target Rate (DFEDTAR, Jan 1984–Dec 2008) and Federal Funds Target Range - Upper Limit (DFEDTARU, Dec 2008–Dec 2020) series in FRED database, St. Louis Fed. The horizontal axis shows the annual change in the federal funds rate in each calendar year (%), and the vertical axis shows term premiums in the following year (%).

Exhibit 4 Positive Term Premium on Average

Average Annual Global
Term Premiums, 1984–
2021



Past performance is not a guarantee of future results.

Indices are not available for direct investment; therefore, their performance does not reflect the expenses associated with the management of an actual portfolio. FTSE fixed income indices © 2022 FTSE Fixed Income LLC. All rights reserved.

Source: USD-hedged returns from FTSE World Government Bond Index data. Federal Funds Target Rate spliced from Federal Funds Target Rate (DFEDTAR, Jan 1984–Dec 2008) and Federal Funds Target Range - Upper Limit (DFEDTARU, Dec 2008–Dec 2020) series in FRED database, St. Louis Fed.

A SYSTEMATIC WAY TO TARGET TERM PREMIUMS

If there are no reliable relations between past changes in the federal funds rate and future bond returns or future term premiums, how should investors allocate between cash and bonds, and between longer-duration and shorter-duration bonds? Investors can rely on the information in current term spreads, the yield difference between longer duration bonds and shorter duration bonds. Research shows that current term spreads reliably forecast future term premiums.⁶ A systematic strategy that dynamically varies its duration and currency allocation based on current term spreads across yield curves is a robust way to target higher expected returns in fixed income.

-
1. Based on the US Consumer Price Index for All Urban Consumers (CPI-U, not seasonally adjusted) from the Bureau of Labor Statistics.
 2. Jeff Cox, "Fed's Bullard says the central bank's 'credibility is on the line,' needs to 'front-load' rate hikes," CNBC.com, February 14, 2022.
 3. Eugene F. Fama, "Does the Fed control interest rates?" *The Review of Asset Pricing Studies* 3.2 (2013): 180–199.
 4. Return on cash is defined as the return on 1-month US Treasury bill. We use US, German, Japanese, and UK WGBI index returns as government bond returns for USD, EUR, JPY, and GBP, respectively.
 5. For EUR term premium calculation, we used German WGBI 1–3 year and 7–10 year index returns.
 6. Please see the following papers on the relation between current term spread and future term premium:

Eugene F. Fama, "The information in the Term Structure," *Journal of Financial Economics* 13.4 (1984): 509–528.

Eugene F. Fama and Robert R. Bliss, "The information in Long-Maturity Forward Rates," *American Economic Review* 77.4 (1987): 680–692.

John H. Cochrane and Monika Piazzesi, "Bond Risk Premia," *American Economic Review* 95.1 (2005): 138–160.

Duration: A measurement of the sensitivity of the price of a fixed income investment to changes in interest rates. Generally, high duration bonds will have greater sensitivity to changing interest rates than lower duration bonds.

Federal funds rate: The federal funds rate is the interest rate at which depository institutions lend balances at the US Federal Reserve to other depository institutions overnight.

Term premium: The return difference between bonds with different maturities but similar credit quality.

The information in this document is provided in good faith without any warranty and is intended for the recipient's background information only. It does not constitute investment advice, recommendation, or an offer of any services or products for sale and is not intended to provide a sufficient basis on which to make an investment decision. It is the responsibility of any persons wishing to make a purchase to inform themselves of and observe all applicable laws and regulations. Unauthorized copying, reproducing, duplicating, or transmitting of this document are strictly prohibited. Dimensional accepts no responsibility for loss arising from the use of the information contained herein.

"Dimensional" refers to the Dimensional separate but affiliated entities generally, rather than to one particular entity. These entities are Dimensional Fund Advisors LP, Dimensional Fund Advisors Ltd., Dimensional Ireland Limited, DFA Australia Limited, Dimensional Fund Advisors Canada ULC, Dimensional Fund Advisors Pte. Ltd., Dimensional Japan Ltd., and Dimensional Hong Kong Limited. Dimensional Hong Kong Limited is licensed by the Securities and Futures Commission to conduct Type 1 (dealing in securities) regulated activities only and does not provide asset management services.

RISKS

Investments involve risks. The investment return and principal value of an investment may fluctuate so that an investor's shares, when redeemed, may be worth more or less than their original value. Past performance is not a guarantee of future results. There is no guarantee strategies will be successful.

Eugene Fama is a member of the Board of Directors of the general partner of, and provides consulting services to, Dimensional Fund Advisors LP.

UNITED STATES: Dimensional Fund Advisors LP is an investment advisor registered with the Securities and Exchange Commission.

Investment products: • Not FDIC Insured • Not Bank Guaranteed • May Lose Value
Dimensional Fund Advisors does not have any bank affiliates.

CANADA: These materials have been prepared by Dimensional Fund Advisors Canada ULC. They are provided for educational purposes only, should not be construed as investment advice or an offer of any security for sale and do not represent a recommendation of any particular security, strategy or investment product. Commissions, trailing commissions, management fees, and expenses all may be associated with mutual fund investments. Unless otherwise noted, any indicated total rates of return reflect the historical annual compounded total returns, including changes in share or unit value and reinvestment of all dividends or other distributions, and do not take into account sales, redemption, distribution, or optional charges or income taxes payable by any security holder that would have reduced returns. Please read the prospectus before investing. Mutual funds are not guaranteed, their values change frequently, and past performance may not be repeated.

AUSTRALIA and NEW ZEALAND: This material is issued by DFA Australia Limited (AFS License No. 238093, ABN 46 065 937 671). This material is provided for information only. No account has been taken of the objectives, financial situation or needs of any particular person. Accordingly, to the extent this material constitutes general financial product advice, investors should, before acting on the advice, consider the appropriateness of the advice, having regard to the investor's objectives, financial situation and needs. Investors should also consider the Product Disclosure Statement (PDS) and the target market determination (TMD) that has been made for each financial product either issued or distributed by DFA Australia Limited prior to acquiring or continuing to hold any investment. Go to au.dimensionalfundadvisors.com/funds to access a copy of the PDS or the relevant TMD. Any opinions expressed in this material reflect our judgement at the date of publication and are subject to change.

WHERE ISSUED BY DIMENSIONAL IRELAND LIMITED

Issued by Dimensional Ireland Limited (Dimensional Ireland), with registered office 10 Earlsfort Terrace, Dublin 2, D02 T380, Ireland. Dimensional Ireland is regulated by the Central Bank of Ireland Registration No. C185067).

Dimensional Ireland does not give financial advice. You are responsible for deciding whether an investment is suitable for your personal circumstances, and we recommend that a financial adviser helps you with that decision.

Dimensional Ireland issues information and materials in English and may also issue information and materials in certain other languages. The recipient's continued acceptance of information and materials from Dimensional Ireland will constitute the recipient's consent to be provided with such information and materials, where relevant, in more than one language.

WHERE ISSUED BY DIMENSIONAL FUND ADVISORS LTD.

Issued by Dimensional Fund Advisors Ltd. (Dimensional UK), 20 Triton Street, Regent's Place, London, NW1 3BF. Dimensional UK is authorised and regulated by the Financial Conduct Authority (FCA) - Firm Reference No. 150100.

Dimensional UK does not give financial advice. You are responsible for deciding whether an investment is suitable for your personal circumstances, and we recommend that a financial adviser helps you with that decision.

Dimensional UK issues information and materials in English and may also issue information and materials in certain other languages. The recipient's continued acceptance of information and materials from Dimensional UK will constitute the recipient's consent to be provided with such information and materials, where relevant, in more than one language.

NOTICE TO INVESTORS IN SWITZERLAND: This is advertising material.

JAPAN: Provided for institutional investors only. This document is deemed to be issued by Dimensional Japan Ltd., which is regulated by the Financial Services Agency of Japan and is registered as a Financial Instruments Firm conducting Investment Management Business and Investment Advisory and Agency Business. This material is solely for informational purposes only and shall not constitute an offer to sell or the solicitation to buy securities or enter into investment advisory contracts. The material in this article and any content contained herein may not be reproduced, copied, modified, transferred, disclosed, or used in any way not expressly permitted by Dimensional Japan Ltd. in writing. All expressions of opinion are subject to change without notice.

Dimensional Japan Ltd.

Director of Kanto Local Finance Bureau (FIBO) No. 2683

Membership: Japan Investment Advisers Association

FOR PROFESSIONAL INVESTORS IN HONG KONG.

This material is deemed to be issued by Dimensional Hong Kong Limited (CE No. BJE760) ("Dimensional Hong Kong"), which is licensed by the Securities and Futures Commission to conduct Type 1 (dealing in securities) regulated activities only and does not provide asset management services.

This material should only be provided to "professional investors" (as defined in the Securities and Futures Ordinance [Chapter 571 of the Laws of Hong Kong] and its subsidiary legislation) and is not for use with the public. This material is not directed to any person in any jurisdiction where (by reason of that person's nationality, residence, or otherwise) the publication or availability of this material are prohibited or which would subject Dimensional Hong Kong (including its affiliates) or any of Dimensional Hong Kong's products or services to any registration, licensing, or other such legal requirements within such jurisdiction or country. When provided to prospective investors,

this material forms part of, and must be provided together with, applicable fund offering materials. This material must not be provided to prospective investors on a standalone basis. Before acting on any information in this material, you should consider whether it is suitable for your particular circumstances and, if appropriate, seek professional advice.

Unauthorized copying, reproducing, duplicating, or transmitting of this material are prohibited. This material and the distribution of this material are not intended to constitute and do not constitute an offer or an invitation to offer to the Hong Kong public to acquire, dispose of, subscribe for, or underwrite any securities, structured products, or related financial products or instruments nor investment advice thereto. Any opinions and views expressed herein are subject to change. Neither Dimensional Hong Kong nor its affiliates shall be responsible or held responsible for any content prepared by financial advisors. Financial advisors in Hong Kong shall not actively market the services of Dimensional Hong Kong or its affiliates to the Hong Kong public.

SINGAPORE

This material is deemed to be issued by Dimensional Fund Advisors Pte. Ltd., which is regulated by the Monetary Authority of Singapore and holds a capital markets services license for fund management.

This advertisement has not been reviewed by the Monetary Authority of Singapore. This information should not be considered investment advice or an offer of any security for sale. All information is given in good faith without any warranty and is not intended to provide professional, investment, or any other type of advice or recommendation and does not take into account the particular investment objectives, financial situation, or needs of individual recipients. Before acting on any information in this material, you should consider whether it is suitable for your particular circumstances and, if appropriate, seek professional advice. Dimensional Fund Advisors Pte. Ltd. does not accept any responsibility and cannot be held liable for any person's use of or reliance on the information and opinions contained herein. Neither Dimensional Fund Advisors Pte. Ltd. nor its affiliates shall be responsible or held responsible for any content prepared by financial advisors.

dimensional.com

